



Model No. 82570 AIR OPERATED OIL PUMP Series "I"

SPECIFICATIONS

SINGLE STROKE, AIR RETURN

RATIO	LUBRICANT OUTPUT (CU. IN.)	RESERVOIR CAPACITY	AIR INLET	LUBRICANT OUTLET	LUBRICANT OPERATING PRESSURE (P.S.I.)			
					TYPE OF SYSTEM	MINIMUM	MAXIMUM	RECOMMENDED
20:01	2.4*	4 -1/2 pints (123 cu. in.)	1/4" N.P.T. Female	1/4" N.P.T. Female	SL-42	750	1,000	850
					SL-43	with 40 P.S.I. Air	with 50 P.S.I. Air	with 45 P.S.I. Air
					SL-32	1,200	3,500	1,500
					SL-33	with 60 P.S.I. Air	with 175 P.S.I. Air	with 75 P.S.I. Air
					SL-1	1,850	3,500	2,500
						with 95 P.S.I. Air	with 175 P.S.I. Air	with 125 P.S.I. Air

* Based on lubricants that are free of entrapped air. Lubricants that are aerated will reduce output of pump.

The 82570 Pump is used as the pumping unit for a centralized lubrication system having a single line circuit of SL-1, SL-32, SL-33, SL-42 and/or SL-43 Injectors dispensing oil.

It is an air operated, single stroke pump requiring air for both forward and return stroke that discharges *2.4 cu. in. of lubricant into the circuit for each pump stroke (Lubrication Cycle).

The total quantity of lubricant needed for the lubrication cycle of the system must not exceed the amount of lubricant discharged per pump stroke.

TO FILL RESERVOIR

The reservoir can be filled through the filler cap at the top of the reservoir.

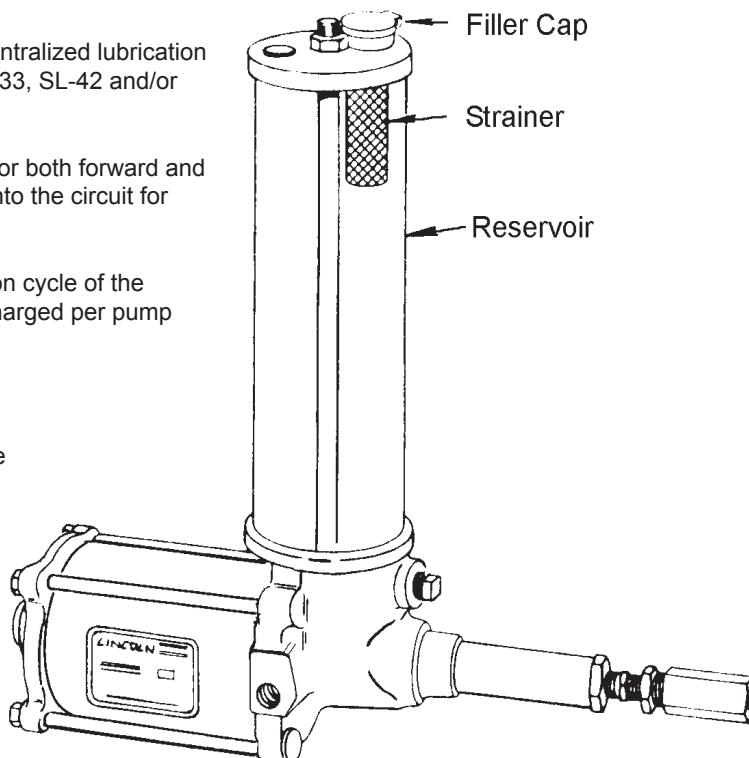
A strainer is located at the filler cap to prevent induction of foreign material into the lubricant reservoir. Inspect strainer before filling reservoir. When necessary, lift strainer out and clean thoroughly.

TO PRIME SYSTEM

SUPPLY LINES: After pump reservoir has been filled with recommended lubricant, loosen (do not remove) all plugs in dead ends of the injector manifolds and supply lines. Operate pump until lubricant flows from around threads of any loosened plug. Tighten this plug and continue to operate pump until lubricant flows from around threads of another loosened plug. Repeat this procedure until all supply lines are primed.

FEEDER LINES: Fill each feed line with lubricant before connecting lines to outlet of injectors and bearings. This will prevent having to cycle each injector to fill line between injector and bearing.

INJECTORS: Check each injector for proper operation. Injector stem moves when injector discharges lubricant to bearing. This may require cycling system several times. After checking injectors for operation, adjust injector for the volume required for each bearing.

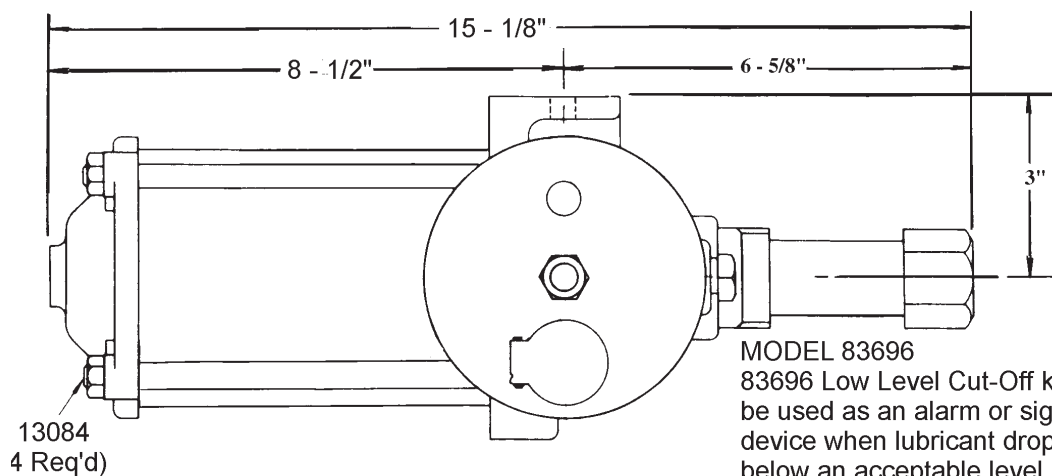


One Lincoln Way
St. Louis, Missouri 63120-1578
(314) 679-4200

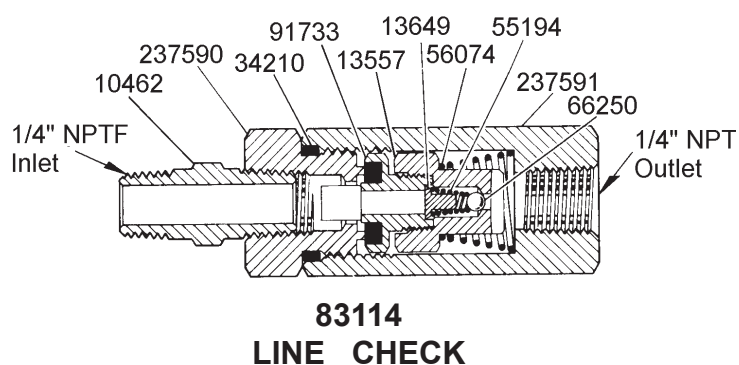
Copyright 2005
Printed in U.S.A.

Section - C8

Page - 43M



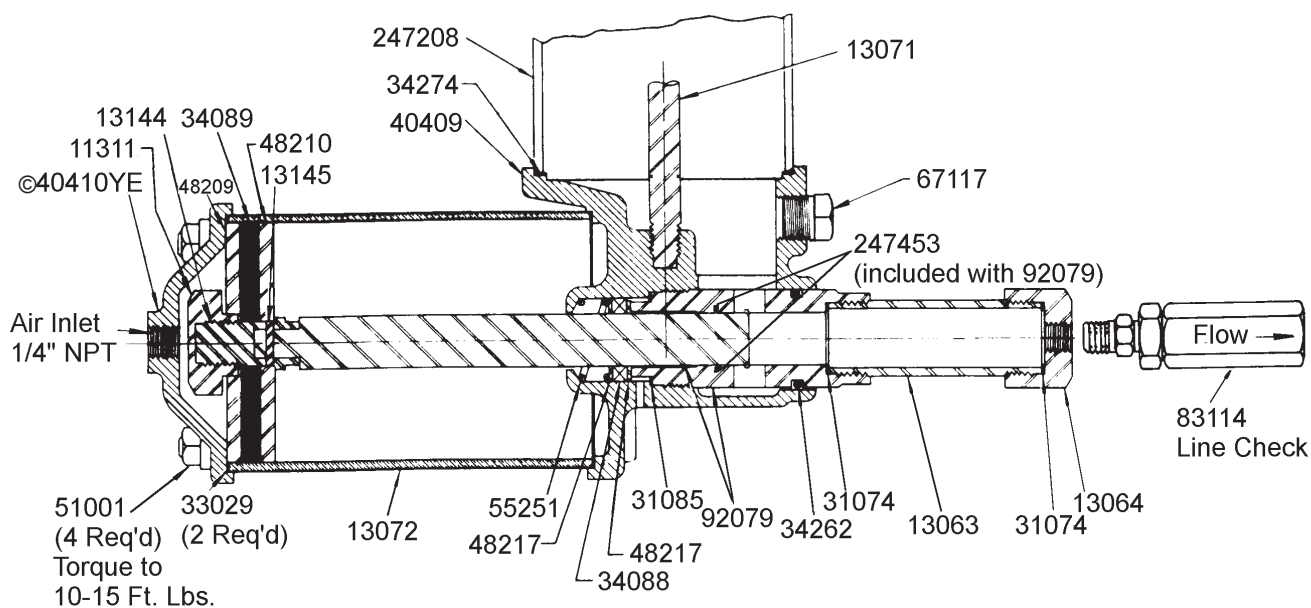
MODEL 83696
83696 Low Level Cut-Off kit may be used as an alarm or signal device when lubricant drops below an acceptable level.



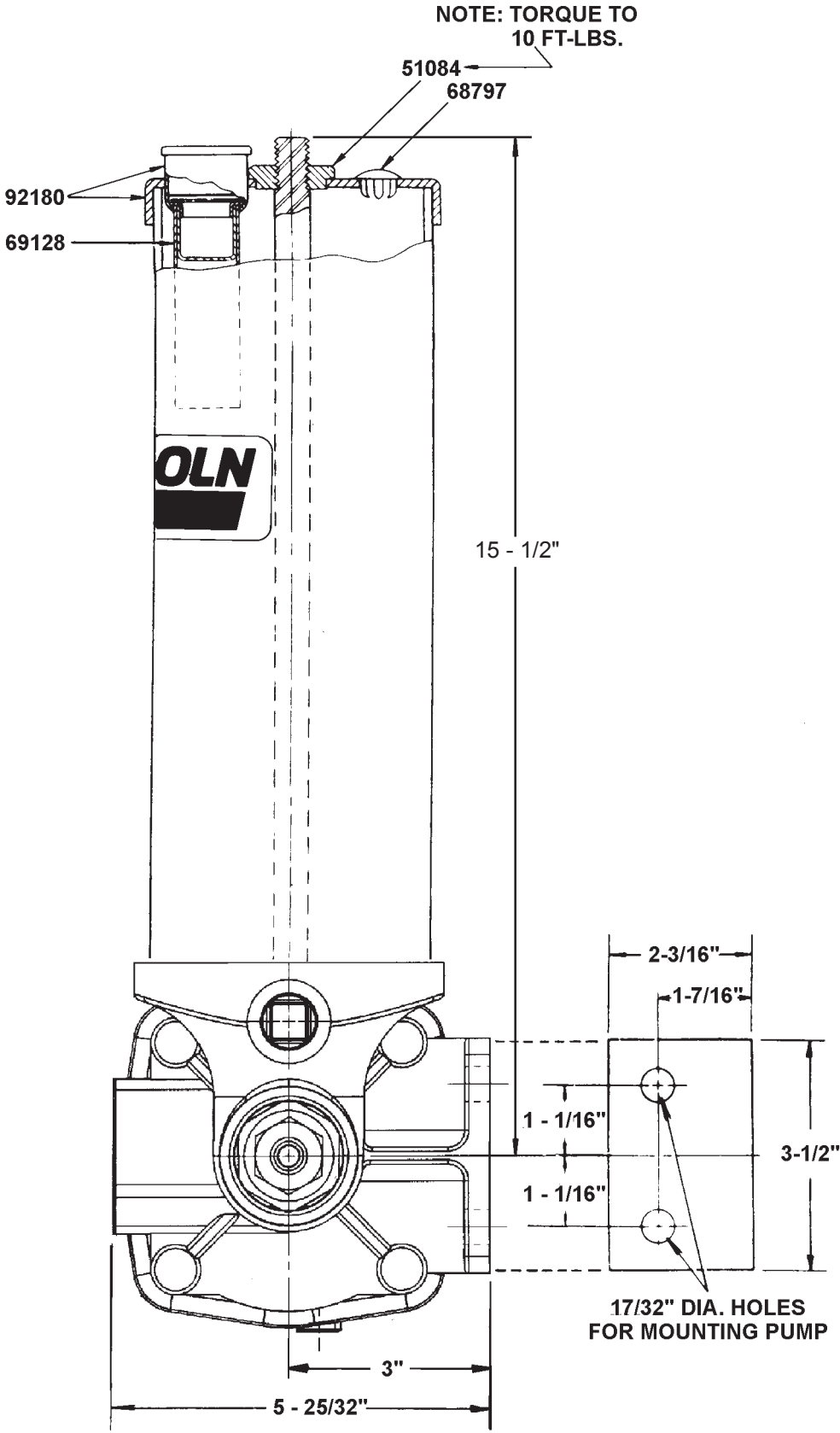
TO CLEAN LINE CHECK 83114

Remove 91733 Check and examine packing for presence of foreign particles. If packing is damaged, replace 91733 Check.

Remove 66250 Ball Check, 55194 Spring and 13649 Ball Stop from 13557 Check Retainer. Examine for presence of foreign particles. Clean thoroughly.



MODEL 82570
SINGLE STROKE PUMP



WHAT TO DO IF: PUMP LOSES PRIME - Check lubricant supply.

SYSTEM FAILS TO CYCLE - and calculated system planning has been followed - Lubricant is leaking by packing of 91733 Check or the 66250 Ball Check. Failure of injectors to cycle can also be caused by a leak in supply lines. Examine supply lines and connections.

PUMP FAILS TO OPERATE - Check air supply.

SERVICE PARTS

Part	Qty.	Description	Part	Qty.	Description
10462	1	Nipple	48209	1	Washer
11311	1	Piston nut	48210	1	Washer
13063	1	Pump tube	48217	2	Washer
13064	1	Outlet	51001	4	Nut
13071	1	Tie rod	51084	1	Nut
13072	1	Air cylinder	*55194	1	Spring
13084	4	Tie rod	55251	1	Spring
13144	1	Packing stud	56074	1	Spring
13145	1	Pin	*66250	1	Steel ball
13557	1	Check retainer	67117	1	Pipe plug
*13649	1	Ball stop	68797	1	Plug button
*31074	2	Gasket	69128	1	Strainer
*31085	1	Gasket	83114	1	Line check assembly
*33029	2	Gasket	*91733	1	Check
*34088	1	Packing (Nitrile)	92079	1	Bushing & plunger
*34089	1	Packing (Nitrile)	92180	1	Cover cap
*34210	1	O-ring (Nitrile)	237590	1	Check seat
*34262	1	O-ring (Nitrile)	237591	1	Check body
*34274	1	Gasket (Neoprene)	247208	1	Reservoir (Acrylic)
40409	1	Body casting	*247453	1	O-ring (Nitrile)
40410YE©	1	Cylinder cap			

* Included in 252716 soft parts kit.

© Indicates Change

RETAIN THIS INFORMATION FOR FUTURE REFERENCE

When ordering replacement parts, list: Part Number, Description, Model Number and Series Letter.
LINCOLN provides a Distributor Network that stocks equipment and replacement parts.