

Bulk Oil Systems

3:1 and 5:1 Ratio Pump Packages

Lincoln pump 3:1 and 5:1 ratio packages include 600003 regulator, 600401 gauge, 815 coupler and 11659 nipple. Control valve, inline meter or handheld metering control valve must be ordered separately (except model 4283).

Model 4283 5:1 with 50' Reel & Meter

Deluxe assembly including 84934 5:1 ratio pump with bung bushing, universal suction tube with foot valve to fit any size container up to 275 gallons. Includes 1/2" x 50' oil hose reel 94354 with 2' connecting hose. 967 electronic meter totalizes in gallons with quart, gallon or pint readout.

NOTE: Pipe, fittings and hardware for installation of overhead reel assembly supplied by others.

Reel • Pump • Meter Packages

Lincoln puts all the components you specify in one easy-to-order package.

RPM Packages

Model	Pump Kit/Ratio	Reel/30'	Electronic Meter	Air Regulator	Air Gauge
RPM 7	282398/3:1	94334	952 quarts	600003	600401
RPM 8	282398/3:1	94334	954 universal	600003	600401
RPM 10	84934/5:1	94334	954 universal	600003	600401

NOTE: Always consult fluid/solution manufacturer specifications AND local fire code(s) before installing any pump into service. Most modern automotive fluid/solutions include some type of "additive package" which may not be compatible with the typical applications listed below. Some fluids or solutions are considered flammable and/or combustible in which case the dispensing pump should be properly grounded. (Order air coupler and air nipple separately)



4283



4493 System for mounting pump and reel on tank

Model 4493 Value Series Pump, Reel and Meter Package

- Configured for above-ground tank installations.
- For use with natural and synthetic oils, automatic transmission fluid, gear oil, antifreeze or hydraulic oil throughout the shop.
- Fast, reliable dispensing with the 4491/six GPM free delivery pump.
- Easy handling, dependable service with the 94000 Series hose reel's heavy-gauge steel base, brass bushings and extra-wide hose guide.
- Accurate and easy dispensing with the 952 electronic oval gear meter with flexible extension.
- Package includes 4491/3.5:1 pump, 94334 reel with 30' x 1/2" hose, ball stop, 952 electronic meter (measures in quarts), air line regulator and gauge, air coupler and nipple, 2' fluid connecting hose from pump to reel and adapter union.

Pumps

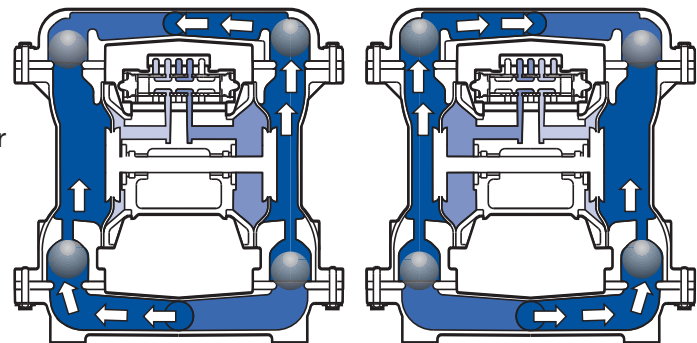
Air-Operated Diaphragm



1/4" - 2" Air-Operated Pumps

Basic Design Features

Diaphragm pumps are driven by compressed air. The directional air distribution valve and pilot valve—the “air end”—are located in the center section of the pump. Liquid moves through two manifolds and outer chambers of the pump—the “wet end”. Generally, check valves are located at the top and bottom of each outer chamber or on a common manifold. The two outer chambers are connected by suction and discharge manifolds. Lincoln’s double diaphragm self-priming design offers many advantages over other pumps.




Right chamber—discharge
Left chamber—suction

Left chamber—discharge
Right chamber—suction

- *Pump abrasive and sheer-sensitive materials.* Low interval velocities move abrasives easily with no damage. Gentle pumping action does not shear fragile materials.
- *Pumps viscous materials.* Even heavy or solids-laden materials can be pumped.
- *Environmentally friendly.* No motors, seals or packing to leak.
- *Self-priming.* Able to dry prime under most suction lift or flooded suction conditions.
- *Variable flow.* Regulate the inlet air supply to adjust flow.
- *Runs dry without damage.*
- *Deadheads against closed discharge.* Excessive back pressure stops operation without damage until discharge opens. Eliminates bypass systems or relief valves.
- *Explosion-proof.* Eliminates sparking concerns of other electrical or rotating pumps.

WARNING

The pump exhaust should be piped to an area for safe disposal of product being pumped in the event of a diaphragm failure.



1:1 Air-Operated Diaphragm Pump Line

Model Number	Pump Description	Pump Body	Wetted or Soft Parts	Pump Inlet/Outlet NPT	Max. Free Delivery gpm	Air Inlet NPT(F)	Max. Rec. Inlet Air Pressure	Max. Susp. Solids	Application
85630	1/4"	Polyprop	PTFE	1/4" / 1/4"	4	1/4"	100 psi	1/32"	New oil, AF, windshield washer
85631	1/2"	Aluminum	Buna-N	1/2" / 1/2"	15	1/4"	100 psi	1/8"	New/used oil, AF
85632	1/2"	Aluminum	Teflon®	1/2" / 1/2"	15	1/4"	100 psi	1/8"	New oil, AF
85633	1/2"	Aluminum	Hytrel	1/2" / 1/2"	15	1/4"	100 psi	1/8"	New oil
85622	1/2"	Polyprop	Santoprene	1/2" / 1/2" *	14	1/4"	100 psi	1/8"	High abrasion materials
85623	1/2"	Polyprop	Teflon®	1/2" / 1/2" *	14	1/4"	100 psi	1/8"	New oil, AF
85626	1/2"	Polyprop	Buna-N	1/2" / 1/2" *	14	1/4"	100 psi	1/8"	New oil, AF
85629	1"	Aluminum	Hytrel	1" / 1"	45	1/2"	125 psi	1/4"	New oil
85628	1"	Aluminum	Teflon®	1" / 1"	45	1/2"	125 psi	1/4"	New oil, AF
85627	1"	Aluminum	Buna-N	1" / 1"	45	1/2"	125 psi	1/4"	New/used oil, AF
85621	1 1/2"	Aluminum	Buna-N	1 1/2" / 1 1/2"	106	3/4"	125 psi	1/4"	New/used oil, AF
85624	2"	Aluminum	Buna-N	2" / 2"	150	3/4"	125 psi	1/4"	New/used oil, AF

Dual Inlet

85636	1/2"	Aluminum	Buna-N	1/2" / 1/2"	15	1/4"	125 psi	1/8"	AF/Water
85637	1/2"	Polyprop	Buna-N	1/2" / 1/2"	14	1/4"	100 psi	1/8"	AF/Water
85639	1"	Polyprop	Buna-N	1" ANSI**	45	1/2"	100 psi	1/4"	AF/Water
85638	1"	Aluminum	Buna-N	1" / 1"	42	1/2"	125 psi	1/4"	AF/Water

* Can be converted to dual 1/2" outlet. ** 85639 requires 275631 Adapter and 275632 Seal Kit for Pipe Thread installations

Pumps


Air-Operated Diaphragm Accessories



U.L. Listed

85634	1" UL	Aluminum	Buna-N	1" / 1"	45	1/2"	50 psi *	1/4"	Used oil, diesel, kerosene
85635	1" UL	Aluminum	Teflon®	1" / 1"	45	1/2"	50 psi *	1/4"	Unleaded gas, diesel, kerosene, used oil

* 50 psi flammable liquids, 125 psi others.



Wall Mount Brackets

Model 85255 Wall Mount Bracket

Wall mount bracket for 1/4" to 1/2" air-operated diaphragm pumps.

Model 84817 Wall Mount Bracket

Wall mount bracket for 1/2" to 2" air-operated diaphragm pumps.

Other Accessories

Model 240994 Drum Adapter Kit

For use with 1/2" polypropylene AOD pumps. Includes 2" NPT(f) bung bushing, 1" x 36" suction tube and adapter.

Model 275631 1" ANSI Flange To 1" NPT Adapter

Adapts 1" ANSI flange of 85639 polypropylene dual inlet pump to 1" NPT(f). PVC for low pressure installations. Three required to convert all pump inlets/outlets.

Model 275632 ANSI Bolt Kit with Seal

Attaches adapter to 85639 pump. One bolt kit required for each adapter. Three required to convert all pump inlets/outlets.

Transfer Pump Accessories

Suction Kits

Model 84945 Suction Kit

For transfer of product from drums, bulk tanks or reservoirs. Includes bung bushing suction tube, hose and coupling assembly. NOTE: 2" x 1" bell reducer required for use with Model 1914, not included.

Model 85256

Same as 84945 except for use with 1/4" AOD pump.

Used-Fluid Overfill Warning Valves

Float rises with used fluid to activate "whistle" warning at prescribed level.

Model 84815 Single Wall

For single wall tanks & drums in used fluid systems and above ground tanks.

Model 84824 Double Wall

Same as 84815 except for double walled tanks and above ground tanks.

4-Way Valve

Model 84816

Four port, two position valve used in waste fluid systems. Enables one pump to pump into and out of drum or tank.

Thermal Pressure Relief Valve

Model 282902

Protect lube system components from high-pressure spikes caused by temperature change in a closed fluid network.

Model	Application	Pre-Set Relief Pressure	Port Size
282902	Diaphragm Pumps, 3:1, 5:1	150 psi (10.2 bar)	1/2" NPT
282876		1000 psi (68 bar)	
275197		500 psi (34 bar)	
282957		1500 psi (104 bar)	

1:1 Piston Transfer Pumps


Model	Pump Descrip.	Pump Body	Wetted or Soft Parts	Pump Inlet/Outlet NPT	Max. Free Delivery GPM	Air Inlet NPT(f)	Max. Rec. Inlet Air Pressure	Max. Susp. Solids Dia.	Typical Automotive Use
84829	stub	alum/steel/plastic	Buna-N	1" / 3/4"	14 gpm	1/4"	150 psi	NA	Universal/new oil transfer
82230	55-gal. drum	alum/steel	Buna-N	3/4" – 1 1/2" A.N.	20 gpm	1/8"	150 psi	NA	55-gal. drum/new oil transfer



82230



84829



1326



1335

1340

Model 84829 Universal

Stub pump design provides the versatility to transfer and dispense controlled amounts of lubricant using an oil spigot, control valve or meter. Adaptable for 16- or 55-gal. containers as well as bulk tank or standpipe installations. Delivers 12.5 cu. in. per cycle. Includes air motor 84831, pump tube 84828, suction tube, bung bushing, air coupler and air nipple.

Model 82230

Transfer pump quickly transfers fluids directly from 55-gallon drums. 2" bung bushing adjusts to varied drum lengths. Designed to stall against lubricant pressure. Use built-in air control valve to adjust fluid output flow.

Model 82715 Teflon® Kit

For use with 82230, to allow compatibility with additional products.

Model 1326 Diaphragm Action

Neoprene seals resist wear from abrasive fluids. Double-acting diaphragm delivers one full gallon per eight strokes. 8' hose with discharge nozzle.

Transfer Pump

Model	Drum Size	Bung Bushing	Output
1326	16- to 55-gal. w/2" bung opening	2" NPT(m)	1 pint per stroke

Model 1335

This close tolerance pump utilizes brass rings for extreme durability and expanded fluid compatibility. Telescoping pick-up tube for 16- through 55-gallon drums with standard 2" bung openings. Bung opening tool built into pump head to open sealed refinery container. Provides 8.5 fl. oz. per full stroke. For use with non-corrosive fluids such as motor oil, transmission fluid, gear oil, engine coolant, silicone oils, and more.

Model 1340 Lever Action Barrel Pump

Extended pump body improves top-of-barrel clearance while providing excellent flow per stroke.

- Pumps non-corrosive automotive, agricultural and industrial fluids *
- Extended pump body for improved top-of-barrel clearance and excellent flow (14.0 fl oz. minimum per stroke)
- Removable non-drip spout allows for threaded hose connection
- Telescoping pick-up tube for 16- to 55-gallon drums
- Three-tier threaded bung fits standard 2" and 1.5" drums and plastic drums utilizing 56 x 4 mm buttress threads

* Not suitable for gasoline


Pumps

Transfer / 1:1 – Value Series



Features and Benefits—Designed for Value

- Proven horizontal, valved-piston motor design for simplicity and reliability
- Provides quick dispense, fill or transfer with high-volume output
- Built-in muffler for quiet operation
- Cost-effective solution for oil distributors who need to supply pumps for customers who purchase bulk oil in tanks or drums
- Available as stub pump, 16-/55-gallon pump or 250- to 275-gallon tank pump
- Motor's single-stroke action delivers cost effective, high performance and high flow
- Provides quick dispense and fill of ATF, oil, gear lube and other fluid lubricants with the speed of many higher-priced pumps
- Ideal for use with one or two overhead reels in applications such as medium-to-light vehicle service facilities, car dealerships, small contractors, farmers and agriculture equipment dealers



4475

Specifications

Pump Ratio	Output/Stroke	Delivery Output	Pneumatic Inlet Pressure		Oper. Temp. Range	Weight (Empty)	Pneum. Port Inlet	Material Port Outlet	Rec'd. Fluids
			Max.	Min.					
3.5:1	5.6 in ³ 91 cm ³	6 GPM	120 psig 8.3 bar	20 psig 1.4 bar	30°F - 120°F -1°C - 49°C	14 lbs.	¼-18 NPTF	½ NPTF	Motor oils, transmission fluid, petroleum-based fluids



4480

Pump Models

Model No.	Application	Mounting	Down Tube Length
4490	16-55 gallon	2" NPT male bung adapter	36.5"
4491	250-275-gallon oval tank	2" NPT male bung adapter	47.0"
4492	Stub	1.5" NPT male	N/A

Model 4475 Series Pump

The Model 4475 pump is a reciprocating-piston, low-pressure single action pump. Air powers the pump's piston on the dispensing, or working, stroke. An internal spring returns the piston and resets it for the working stroke. It pumps continuously when the dispensing (fluid outlet) valve is open and 20-120 psig air is supplied to the pump.

Specifications

Model	Description	Material Outlet	Operation	Pump Tube Length	Attachment	Effective Pump Ratio	Inlet Air Pressure	Output/Stroke	Free Delivery
*4475	Bare Pump	½" NPTF	Pneum. pressure delivery stroke, spring return stroke	34" (86 cm)	2" Bung, adj. for 55- & 16-gal. drums, bench & portable tank	Approx. 0.7:1 to 0.8:1 depending on inlet air pressure	Max: 120 psi (8.3 bar) Min: 20 psig (1.4 bar)	2.9 in ³ (48 cm ³)	Up to 4 gpm (15 lpm)
*4480	Spigot Pump	Spigot extension with on/off valve							

* Bung bushing 261102, 261103, 261104



4030

Model 4030

This inline design, 6 product console is compact—the perfect dispensing station for “between the bays” installations which allows servicing of two vehicles from one location. Heavy-duty welded lower cabinet construction is finished in safety red. Metering control valves rest on top of the console in the meter cradle, eliminating the need for ball stops on oil products. Air or water hoses rest in small O.D. hose brackets which require a ball stop. Hoses gravity feed through the floor into the fast oil change basement or pit area.

The inline console includes composite hose guide plates and a composite meter cradle which:

- Are constructed of self-lubricating composite material—hoses glide over easily
- Replaces rollers—no rollers are needed
- Does not require maintenance
- Two small OD hose brackets are included with each 4030 console

Specifications

Dimensions	Capacity
42"L x 12 ⁵ / ₈ "W x 36"H	6 products

Hoses, meters, control valves and ball stops (required for non-metered products only) are available separately.



84959

Oil Bar Assembly

Model 84959

Includes single delivery spigot for dispensing motor oil, ATF and other fluids. Base unit may be expanded two additional positions by adding spigot kits, meters or other accessories. Removable tray for disposal of spillage; 14 gauge steel.

Model 84957 Oil Bar Spigot Kit

To add products to base model 84959, order one spigot kit for each additional product to be dispensed. Includes hardware and 84956 bulkhead fitting kit.

Oil Spigots

Model 84950

Spring-loaded oil spigot is used with oil pumps to dispense fluids into oil crankcase fill cans. 1/2" NPT(m).



84950